

HIGH-PERFORMANCE FAN HEATER (SEMICONDUCTOR)

CS 032 / CSF 032 | 1,000 W



Fan heater CS 032



Fan heater CSF 032

- > Compact and slim design
- > High heating performance
- > Double insulated
- > With or without thermostat
- > Quick connection

The compact high performance fan heater prevents formation of condensation and frost and provides an evenly distributed interior air temperature in enclosures with electric/electronic components. The plastic housing provides double insulation and acts as protection against contact. Two screw connectors at the front of CS 032 allow comfortable wiring of an external thermostat. The CSF 032 is equipped with a pre-set thermostat. Both models were designed for wall fixing. A fan heater for fixing on the bottom of the enclosure is available on request.



TECHNICAL DATA

Heating element	PTC resistor – temperature limiting
Surface temperature	max. +80 °C (+176 °F), except upper protective grille at +20 °C (+68 °F) ambient temperature
Temperature safety cut-out	to protect against overheating in case of fan failure, automatic reset
Axial fan, ball bearing	air flow 63 m ³ /h, free flow service life 70,000 h at 25 °C (77 °F)
Connection	male power insert connector according to IEC320 C18
Casing	plastic according to UL94 V-0, black
Mounting	clip for 35 mm DIN rail, EN 60715 or screw fixing (M5), tightening torque 2 Nm max.
Fitting position	airflow direction up
Dimensions	152.5 x 88 x 66 mm
Weight	approx. 0.5 kg
Operation/Storage temperature	-40 to +60 °C (-40 to +140 °F) / -40 to +70 °C (-40 to +158 °F)
Operation/Storage humidity	max. 90 % RH (non-condensing)
Protection type/Protection class	IP20 / II (double insulated)
Approvals	VDE, UL File No. E234324, EAC

Important note: Connectors and cables for electrical connection are not included in the delivery. Connection cables can be ordered separately, see Accessories.

FAN HEATER CS 032 (WITHOUT THERMOSTAT)

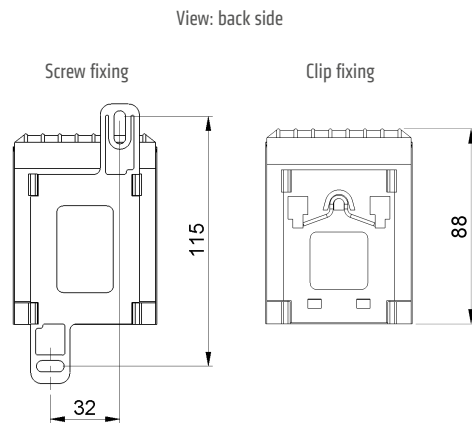
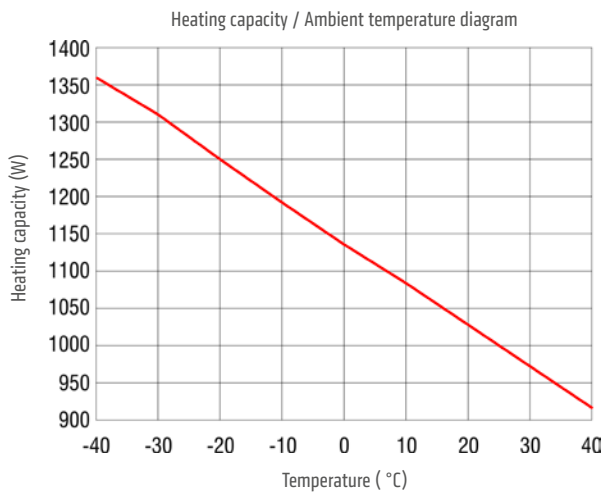
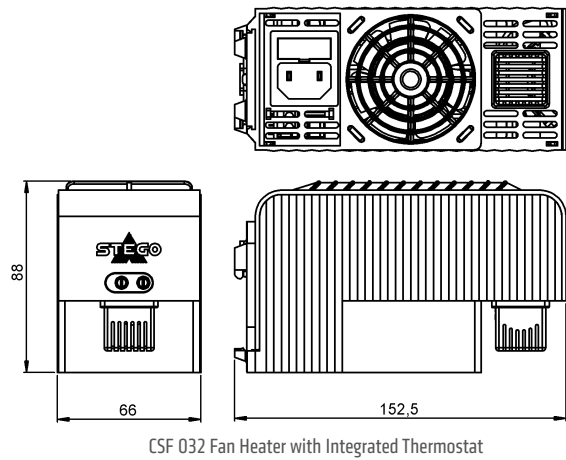
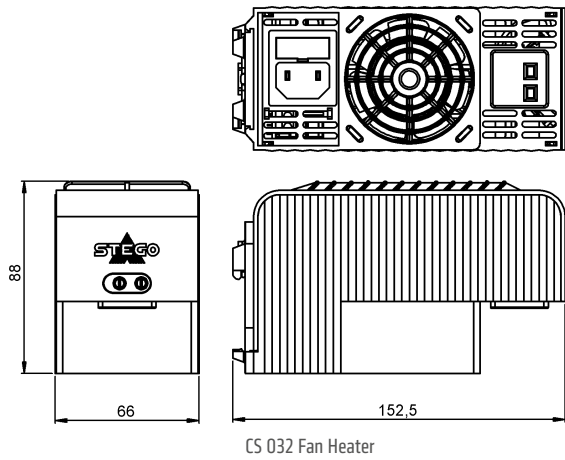
Art. No. Clip fixing	Art. No. Screw fixing	Operating voltage	Heating capacity ¹	Inrush current max.
03209.0-00	03209.0-01	AC 220 – 240 V, 50/60 Hz	1,000 W	12.0 A
03209.9-00	03209.9-01	AC 100 – 120 V, 50/60 Hz	1,000 W	18.0 A

FAN HEATER CSF 032 (WITH THERMOSTAT)

Art. No. Clip fixing	Art. No. Screw fixing	Operating voltage	Heating capacity ¹	Inrush current max.	Switch-off temperature ²	Switch-on temperature ²
03201.0-00	03201.0-01	AC 220 – 240 V, 50/60 Hz	1,000 W	12.0 A	+25 °C (+77 °F)	+15 °C (+59 °F)
03202.0-00	03202.0-01	AC 220 – 240 V, 50/60 Hz	1,000 W	12.0 A	+15 °C (+59 °F)	+5 °C (+41 °F)
03201.9-00	03201.9-01	AC 100 – 120 V, 50/60 Hz	1,000 W	18.0 A	+25 °C (+77 °F)	+15 °C (+59 °F)
03202.9-00	03202.9-01	AC 100 – 120 V, 50/60 Hz	1,000 W	18.0 A	+15 °C (+59 °F)	+5 °C (+41 °F)

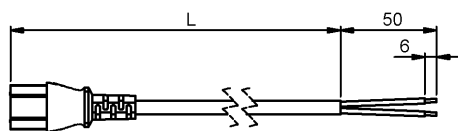
¹ at +25 °C (+77 °F) ambient temperature; ² tolerance ±5 K
Note: Other switch-off and switch-on temperatures on request.

TECHNICAL DRAWING



ACCESSORIES

Connection cable with female power insert connector according IEC320 C17



Art. No.	Length (L)
244379	1.0 m
244380	2.0 m

Retaining Clip



Photo: Retaining Clip art. no. 237009 in built-in state

Art. No.	Note
237009	Suitable for female power insert connector on connection cable 244379 and 244380